

## Parents Gateway Installation Instructions

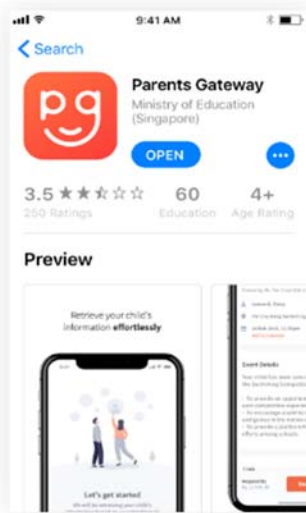
### Step 1 – SingPass Registration and 2FA Setup

SingPass 2-Step Verification (2FA) is required for on-boarding. If you have not registered for a SingPass or have not set up the 2FA, please visit the SingPass website (<https://www.singpass.gov.sg>), or scan the QR codes below to do so. Should you require further assistance, please contact SingPass Helpdesk at 6643-0555.



### Step 2 – Download Parents Gateway Mobile App

- Open the Apple App Store or Google Play Store app on your mobile phone.
- Search for the 'Parents Gateway' mobile app, or scan the QR code below.



- Download and install the app onto your phone.
- Enable '**Allow Notifications**' to receive push notifications.

**Note:** Supported OS Versions - **Android 5.0 or later & iOS 9.1 or later**

### **Step 3 – One-Time On-boarding**



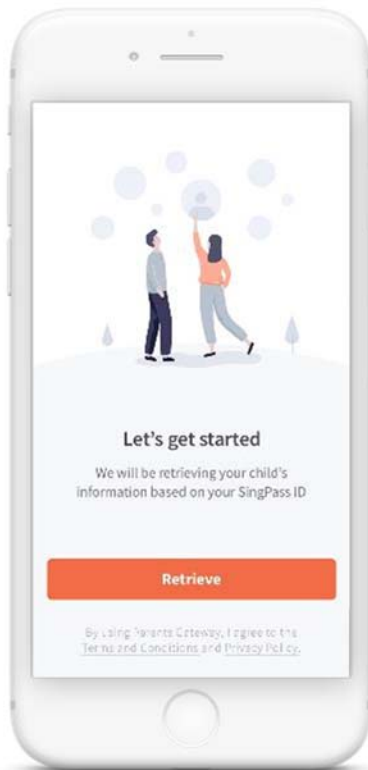
1. Tap on “Log in with SingPass”



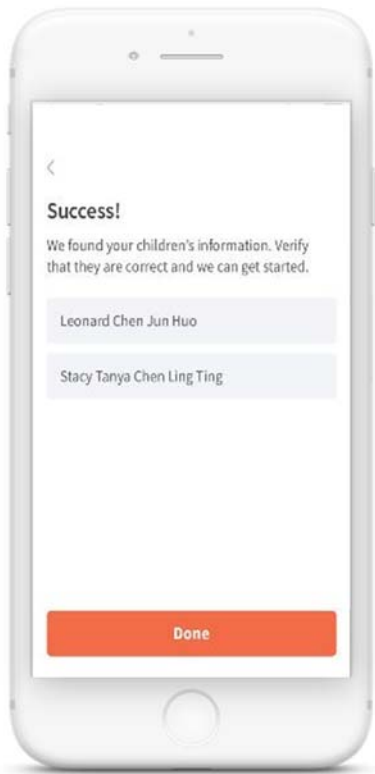
2. Log in with your SingPass (2FA)



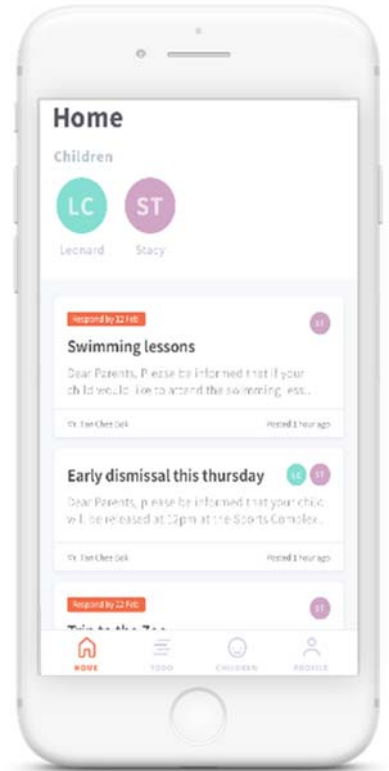
3. Tap on “Retrieve” to retrieve your child(ren)’s information



4. Tap on “Done” to complete on-boarding



5. You should see your child(ren)'s school announcements and activities (if any)



## **Registration for SingPass**

### **Eligibility requirements to apply for SingPass:**

- At least 15 years old and
- Singapore Citizen or Permanent Resident / an Employment Pass holder / an eligible Work Permit holder

### **To register for a SingPass account,**

1. Visit [www.singpass.gov.sg](http://www.singpass.gov.sg) > Select 'Register for SingPass' icon on the scroll bar.
2. Upon successful registration, SingPass password will be mailed to registered address within 10 working days.

## **Reset SingPass**

If **SingPass** 2FA has been set, password can be instantly **reset** online:

1. Visit <https://www.singpass.gov.sg>.
2. Select '**Reset** Password' icon on the scroll bar. Enter NRIC or FIN details, followed by SMS/Token One-Time Password.
3. Create new **SingPass** password.

## **Counter Locations (Community Centre)**

Visit any of these SingPass counters to:

- Apply for a new account
- Reset SingPass password
- Update mobile number and account details
- Register and activate SMS 2FA instantly

Please visit the counter **in-person** and bring the necessary document for verification, such as original NRIC or FIN card.

<https://www.singpass.gov.sg/singpass/common/counter>